

Chamber Brite™ - Powdered Autoclave Cleaner

Chamber Brite™



No Mess, No Hassles, No Measuring...

Chamber Brite powder is simply the easiest way to keep autoclaves clean and free of water deposit build-up. Designed specifically for steam sterilizers, Chamber Brite effectively cleans and descales the reservoir, chamber and tubing in minutes.

- Convenient, pre-measured packets
- Cleans reservoir, chamber and tubing
- Uses less storage space
- Replaces messy liquid cleaners

Chamber Brite™ - Powdered Autoclave Cleaner

Few simple steps to a hassle-free clean

Cleaning Instructions: EZ9, EZ10, EZ10K, 3870EA

- 

1 Sprinkle Chamber Brite powder along the bottom of the COLD autoclave chamber.
- 

2 Start a sterilization cycle WITH WATER and NO DRYING CYCLE
- 

3 Drain solution from reservoir and discard.
- 


4 Fill reservoir and repeat steps 2 and 3 without Chamber Brite.
- 

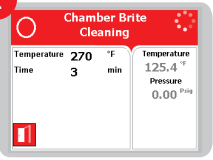
5 Wipe inside of chamber with damp cloth or sponge.
- 


6 Fill reservoir with distilled water and sterilizer is ready for use


For best results, clean autoclave every 20 cycles or once per week as needed. It is essential to follow the equipment manufacturer's directions for cleaning and maintenance. *For full instructions on how to use Chamber-Brite -follow the directions on the box.


Cleaning Instructions: EZ9Plus & EZ11Plus


- 

1 Open the door and spread the contents of a packet of ChamberBrite™ in a straight even line along the bottom of a cold chamber, from back to front.
- 

2 Select the Chamber Brite Cleaning program, close the door and start the cycle
- 

3 At the end of the cycle, open the door and drain the entire contents of the water reservoir.
- 

4 Refill the reservoir with distilled water.
- 

5 Repeat steps 4, 5 & 6 but without using Chamber Brite.
- 

6 Wipe the interior of the chamber with a damp cloth or sponge. Clean the water sensor in the rear of the chamber with a damp cloth or sponge. Cleaning the dirt off the sides of the sensor is more important than the tip. The unit is now ready to sterilize.

Tuttnauer Tabletop autoclave



Fully automatic series



Manual M Series



Valueklave 1730



Tuttnauer USA Co., Ltd.

25 Power Drive, Hauppauge, NY 11788 Tel: +800 624 5836, +631 737 4850 Fax: +631 737 0720
E-mail: info@tuttnauerUSA.com, www.tuttnauerUSA.com

Tuttnauer
Your Sterilization & Infection Control Partners